

Scaled data based on original data using  
LM-79-08 Approved Method: Electrical and Photometric Measurements of Solid-  
State Lighting Products

Test Report Prepared for  
Cooper Lighting Solutions  
(formerly Eaton)

Brand: McGRAW-EDISON

Report Number: P386123

Luminaire Tested: **GWC-SA1D-727-U-T4FT**

Issue Date: 3/3/2020

**Test Information**

Test Method: LM-79-08  
Report Number: P386123  
TEST IS SCALED FROM IESNA LM-79-08 TEST DATA (G2-1903-205-16)  
Test Lab: INNOVATION CENTER  
Issue Date: 3/3/2020  
Manufacturer: COOPER LIGHTING SOLUTIONS (FORMERLY EATON)  
Product Line: MCGRAW-EDISON  
Catalog Number: GWC-SA1D-727-U-T4FT  
Description: GALLEON WALL LUMINAIRE  
(1) 70 CRI, 2700K, 1200mA LIGHTSQUARE WITH 16 LEDS AND TYPE IV FORWARD  
THROW OPTICS  
Light Source: -  
Ballast/Driver: ELECTRONIC DRIVER

**Summary**

Lumens per Lamp: N/A  
Luminaire Lumens: 6973 lumens  
Efficiency: N/A  
Efficacy: 104.1 lumens/watt  
Luminous Opening: Rectangular (W 0.5' x L: 0.5' x H: 0')  
IES Classification: Type IV - Short  
BUG Rating: B1 - U0 - G2

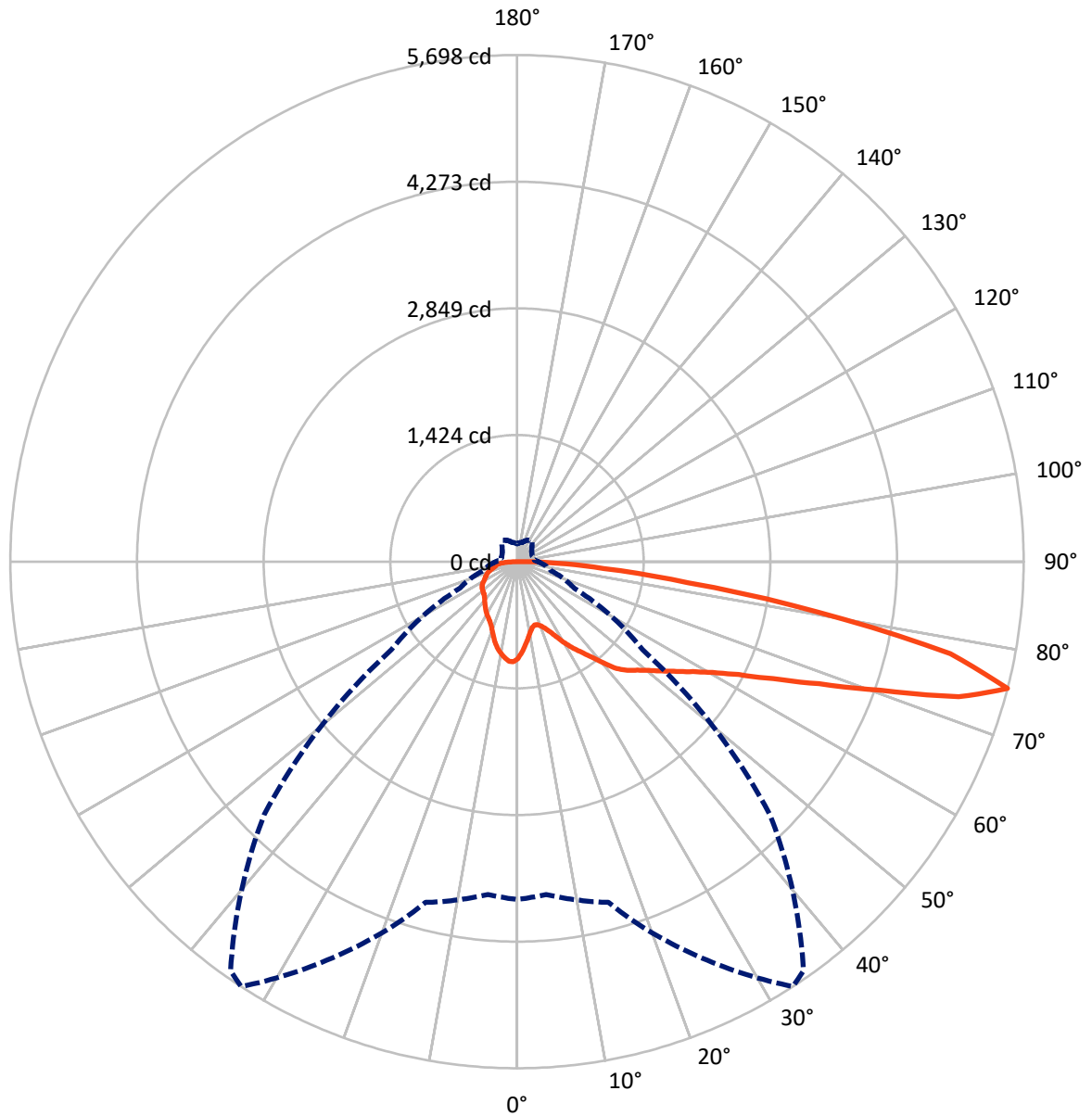
Input Watts (W): 67  
Input Voltage (V): NR  
Input Current (A<sub>in</sub>): NR  
Voltage Rise (V): NR  
Power Factor: NR  
Total Harmonic Distortion (THDi): NR  
Frequency (hertz): 60  
Stabilization Time: NR  
Operation Time: NR  
Ambient Temperature (°C): NR  
Test Distance: 24 FT





REPORT NUMBER: P386123  
CATALOG NUMBER: GWC-SA1D-727-U-T4FT

### Luminous Intensity Polar Plot



— Vertical Plane Through 33-Deg Lateral    - - - Horizontal Cone Through 75-Deg Vertical

REPORT NUMBER: P386123

CATALOG NUMBER: GWC-SA1D-727-U-T4FT

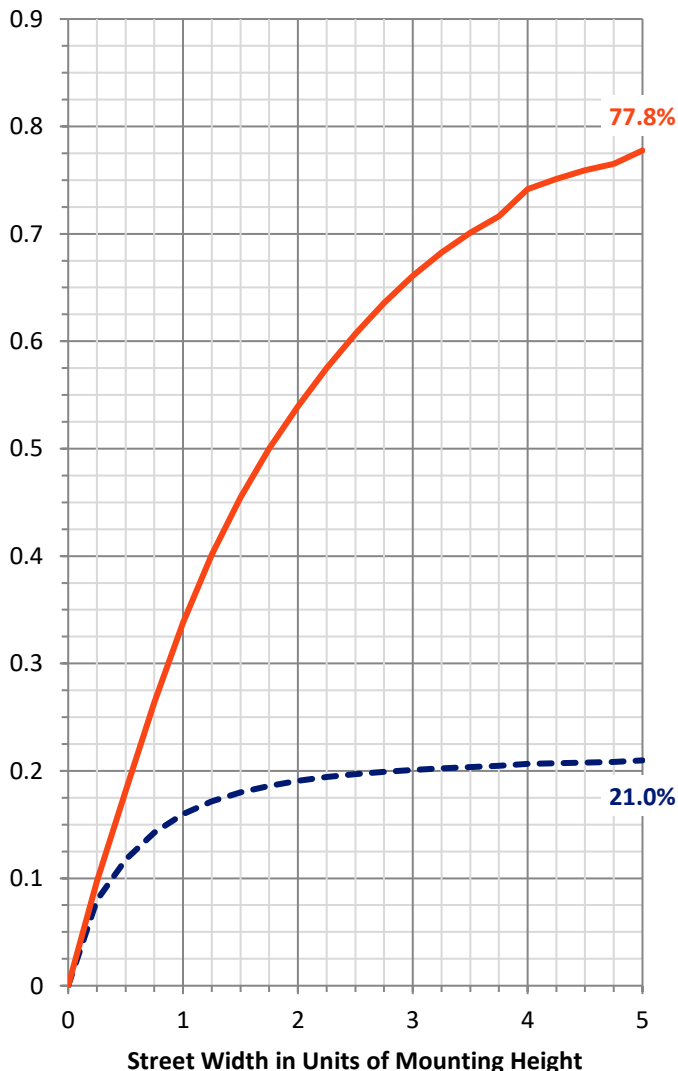
**FLUX DISTRIBUTION:**

		Downward	Upward	Total
<b>House Side</b>	Lumens	1497.3	0.0	1497.3
	% Fixture	21.5	0.0	21.5
<b>Street Side</b>	Lumens	5475.7	0.0	5475.7
	% Fixture	78.5	0.0	78.5
<b>Total</b>	Lumens	6973.0	0.0	6973.0
	% Fixture	100.0	0.0	100.0

**ZONAL LUMENS:**

Zone	Lumens	% Fixture
0°-10°	98.6	1.4
10°-20°	267.0	3.8
20°-30°	436.0	6.3
30°-40°	649.3	9.3
40°-50°	931.3	13.4
50°-60°	1278.5	18.3
60°-70°	1600.6	23.0
70°-80°	1448.0	20.8
80°-90°	263.8	3.8
90°-100°	0.0	0.0
100°-110°	0.0	0.0
110°-120°	0.0	0.0
120°-130°	0.0	0.0
130°-140°	0.0	0.0
140°-150°	0.0	0.0
150°-160°	0.0	0.0
160°-170°	0.0	0.0
170°-180°	0.0	0.0
0°-90°	6973.0	100.0
0°-180°	6973.0	100.0

**Coefficient of Utilization**



REPORT NUMBER: P386123

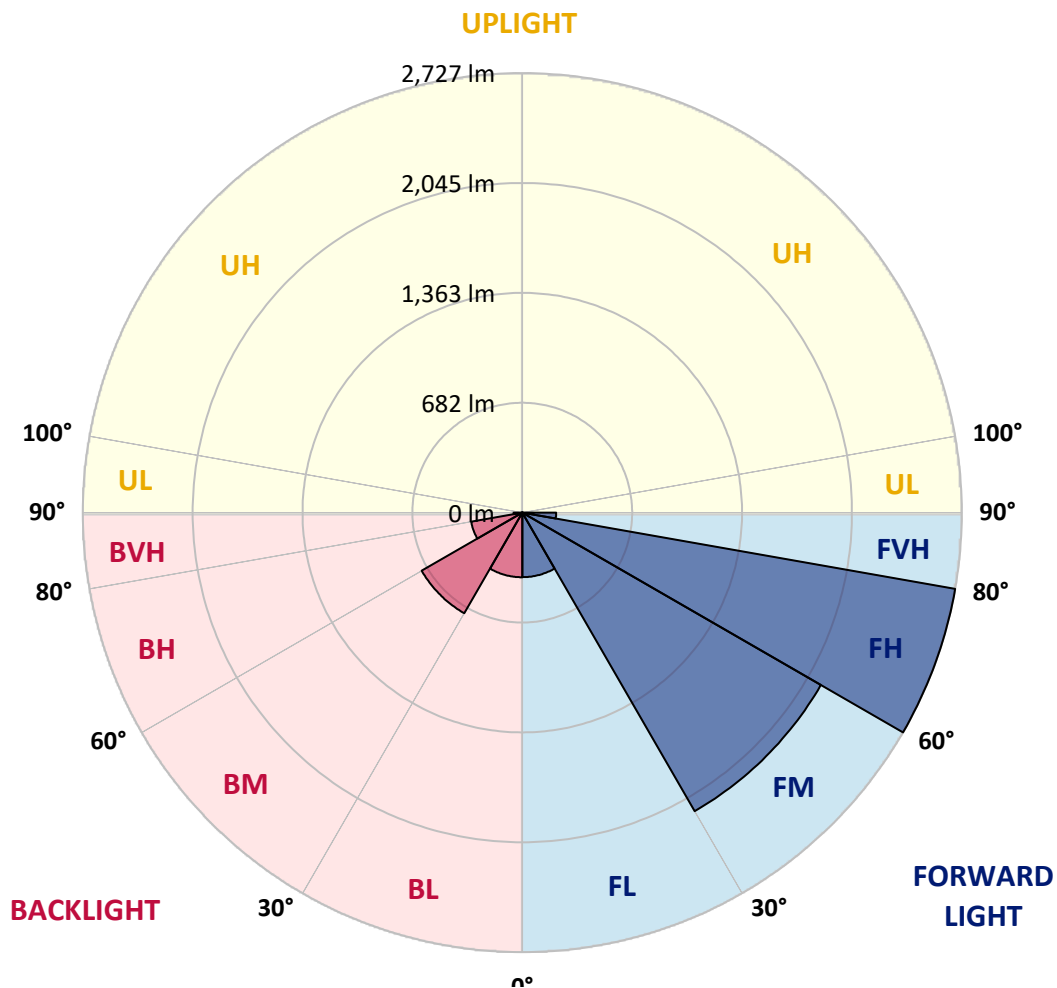
CATALOG NUMBER: GWC-SA1D-727-U-T4FT

**LUMINAIRE CLASSIFICATION SYSTEM LUMEN TABLE AND BUG RATING:**

Zone	Lumens	% Fixture	Zone Rating/Lumen Limit		
			B	U	G
FL (0°-30°)	400.5	5.7			
FM (30°-60°)	2138.5	30.7			
FH (60°-80°)	2726.7	39.1			G2/5000
FVH (80°-90°)	210.1	3.0			G2/225
BL (0°-30°)	401.0	5.8	B1/500		
BM (30°-60°)	720.6	10.3	B1/1000		
BH (60°-80°)	321.9	4.6	B1/500		G1/500
BVH (80°-90°)	53.7	0.8			G1/100
UL (90°-100°)	0.0	0.0		U0/0	
UH (100°-180°)	0.0	0.0		U0/0	

**BUG Rating: B1-U0-G2**

Type IV Short





REPORT NUMBER: P386123

CATALOG NUMBER: GWC-SA1D-727-U-T4FT

**CANDELA DISTRIBUTION (FULL):**

	0°	5°	15°	25°	33°	35°	45°	55°	65°	75°	85°
0°	1089.9	1089.9	1089.9	1089.9	1089.9	1089.9	1089.9	1089.9	1089.9	1089.9	1089.9
2.5°	1012.1	1008.3	1015.5	1016.5	1022.7	1025.1	1033.8	1047.3	1058.4	1071.1	1082.7
5°	920.3	917.7	927.8	935.0	948.8	954.6	975.0	1003.7	1029.2	1058.1	1084.4
7.5°	833.2	831.7	843.0	859.4	875.3	883.3	918.7	960.3	1003.0	1049.7	1089.9
10°	759.7	759.2	770.0	786.2	809.6	818.5	864.2	919.1	978.9	1043.2	1099.3
12.5°	718.5	720.2	725.2	738.7	760.4	769.3	820.1	884.7	958.6	1041.0	1113.0
15°	728.6	731.3	722.6	722.1	737.5	744.5	792.2	860.1	944.2	1044.6	1133.0
17.5°	771.7	772.2	749.3	734.9	744.3	747.9	783.5	846.2	935.8	1052.8	1158.1
20°	832.4	831.2	790.8	766.7	771.7	772.7	795.8	846.4	935.0	1067.0	1190.6
22.5°	912.9	904.0	849.5	816.8	815.6	814.1	827.4	864.2	945.6	1090.2	1229.4
25°	1017.9	1009.5	934.6	889.8	880.1	876.5	878.4	902.3	966.6	1115.0	1272.7
27.5°	1134.7	1120.0	1047.8	984.4	964.4	959.4	947.8	956.0	989.5	1138.8	1324.3
30°	1232.5	1224.6	1161.5	1086.3	1062.7	1055.5	1025.1	1016.2	1022.5	1171.3	1389.3
32.5°	1287.2	1281.9	1243.6	1182.9	1161.0	1150.9	1108.0	1090.2	1075.5	1222.6	1477.5
35°	1353.4	1350.1	1326.9	1282.9	1250.3	1239.7	1206.5	1188.0	1150.1	1293.2	1591.4
37.5°	1437.7	1434.1	1434.6	1399.0	1360.2	1350.3	1328.4	1308.9	1247.0	1385.9	1715.2
40°	1533.1	1526.1	1523.5	1521.8	1497.2	1491.7	1480.1	1453.6	1368.4	1496.7	1837.3
42.5°	1676.7	1651.9	1598.9	1618.9	1643.2	1640.3	1649.7	1611.6	1503.2	1627.8	1956.6
45°	1815.2	1774.5	1682.9	1687.3	1740.5	1756.6	1827.0	1800.0	1649.5	1771.3	2079.9
47.5°	1878.3	1847.4	1769.6	1769.9	1822.6	1856.1	2010.3	1991.0	1803.1	1934.4	2230.4
50°	1948.8	1918.0	1848.2	1874.4	1920.4	1956.1	2187.3	2177.4	1949.3	2112.9	2410.8
52.5°	2025.9	1973.7	1929.3	1976.3	2040.9	2082.3	2364.6	2337.6	2083.5	2292.6	2618.2
55°	2026.9	2012.7	2046.4	2080.8	2177.4	2228.3	2550.3	2479.0	2192.8	2469.1	2787.1
57.5°	2142.3	2119.1	2190.7	2206.6	2332.8	2390.1	2735.0	2602.1	2304.1	2604.5	2878.1
60°	2295.0	2275.2	2333.8	2375.7	2525.0	2601.6	2932.3	2728.5	2391.6	2706.6	2873.8
62.5°	2558.7	2536.3	2535.6	2594.4	2795.5	2884.6	3153.7	2852.6	2426.2	2726.8	2751.2
65°	2944.8	2909.2	2842.0	2869.9	3169.1	3258.0	3401.0	2942.4	2380.5	2618.5	2435.4
67.5°	3320.6	3319.4	3236.8	3294.1	3662.4	3733.7	3682.8	2951.3	2237.6	2241.0	1875.1
70°	3695.1	3699.9	3686.0	3885.4	4328.8	4403.0	3983.0	2831.6	1916.6	1618.4	1123.4
72.5°	3991.9	3990.7	4061.0	4575.3	5193.8	5177.2	4235.9	2468.9	1376.1	873.6	536.9
75°	3799.7	3757.8	3967.3	4916.8	5697.9	5616.8	4020.8	1722.2	714.2	397.7	289.0
77.5°	2478.3	2518.0	2825.6	4061.7	4984.0	4885.2	2949.9	803.5	336.5	260.9	209.6
80°	897.5	939.4	1323.1	2300.8	3433.8	3417.6	1452.7	330.2	227.6	197.0	152.7
82.5°	308.8	324.2	522.0	1021.8	1938.7	2011.0	546.5	187.6	165.5	139.7	104.5
85°	121.2	138.7	238.7	491.6	977.9	985.1	221.4	112.2	115.1	91.5	57.3
87.5°	46.0	55.9	114.2	228.3	446.6	410.2	79.2	53.5	65.5	54.4	27.2
90°	0.0	0.0	0.0	0.0	0.0	0.0	0.0	0.0	0.0	0.0	0.0



REPORT NUMBER: P386123

CATALOG NUMBER: GWC-SA1D-727-U-T4FT

**CANDELA DISTRIBUTION (continued):**

	90°	95°	105°	115°	125°	135°	145°	155°	165°	175°	180°
0°	1089.9	1089.9	1089.9	1089.9	1089.9	1089.9	1089.9	1089.9	1089.9	1089.9	1089.9
2.5°	1091.6	1096.7	1107.3	1114.5	1122.2	1124.4	1125.3	1127.3	1129.2	1128.5	1128.7
5°	1098.3	1108.2	1125.3	1132.6	1135.9	1132.1	1124.6	1118.6	1114.2	1111.8	1111.1
7.5°	1109.4	1123.4	1141.7	1140.5	1132.8	1115.7	1096.4	1082.0	1069.9	1065.6	1063.2
10°	1124.1	1140.5	1153.3	1139.5	1117.1	1087.5	1058.6	1036.2	1018.1	1011.2	1010.0
12.5°	1142.9	1159.5	1161.9	1132.8	1095.7	1055.2	1016.0	986.3	959.4	950.7	948.8
15°	1167.2	1182.9	1168.0	1121.0	1069.2	1014.8	963.9	923.7	895.3	884.7	880.8
17.5°	1192.8	1207.7	1169.2	1101.5	1034.5	966.8	903.0	861.8	829.3	817.0	815.6
20°	1223.4	1230.1	1164.1	1073.5	986.8	904.7	837.5	798.7	781.4	772.7	771.7
22.5°	1261.2	1253.9	1152.5	1035.7	926.4	832.9	778.2	760.2	755.8	753.9	754.6
25°	1301.2	1279.0	1135.4	986.3	850.0	761.1	734.9	739.9	745.7	745.0	745.0
27.5°	1345.2	1304.5	1109.2	920.8	765.5	702.4	705.5	724.0	732.7	732.5	732.2
30°	1401.8	1333.4	1075.7	842.1	686.5	660.9	680.0	702.6	714.4	713.9	714.2
32.5°	1471.5	1365.2	1030.2	754.2	629.4	630.3	652.3	674.7	688.4	687.2	687.4
35°	1552.9	1400.9	968.5	667.4	591.6	606.0	623.4	639.0	652.0	650.3	648.7
37.5°	1641.5	1435.8	886.6	589.9	560.7	583.4	597.8	600.5	606.5	602.2	599.0
40°	1725.8	1462.5	781.1	526.3	529.7	564.1	573.5	562.9	552.1	550.6	546.3
42.5°	1799.3	1471.5	674.4	475.5	496.9	543.9	549.7	527.5	508.0	498.8	495.0
45°	1876.8	1474.6	574.9	432.8	465.4	525.8	532.1	502.4	475.0	455.2	448.7
47.5°	1978.2	1497.2	497.6	401.3	441.3	513.8	522.7	482.5	446.8	418.6	412.6
50°	2111.0	1542.0	434.8	377.2	425.6	505.8	515.9	462.9	423.7	389.7	383.7
52.5°	2258.4	1583.2	383.9	357.7	410.4	491.8	507.3	449.0	402.0	363.0	356.5
55°	2361.5	1551.7	343.0	337.5	390.7	471.9	495.2	437.2	370.9	337.0	331.2
57.5°	2381.2	1443.8	311.9	316.5	366.8	446.8	476.7	410.9	354.1	325.7	319.6
60°	2327.2	1293.5	288.8	297.2	341.3	415.3	442.0	392.4	337.9	313.6	308.5
62.5°	2191.6	1139.5	271.7	279.9	317.5	383.2	420.3	372.9	321.6	299.9	294.8
65°	1917.8	956.7	255.3	264.5	295.3	355.5	400.8	354.8	305.4	288.8	284.0
67.5°	1447.6	716.6	239.9	248.1	275.6	331.4	379.6	337.0	289.8	279.2	273.4
70°	852.4	448.7	222.3	231.0	254.8	306.4	357.0	317.5	270.3	265.4	258.0
72.5°	396.7	270.0	202.3	210.8	228.8	272.9	327.8	291.9	247.1	236.5	226.4
75°	236.8	197.5	178.7	186.2	199.0	237.3	291.2	265.9	225.2	211.2	200.6
77.5°	177.0	151.0	152.7	160.7	171.0	207.6	258.0	245.4	208.3	197.5	190.3
80°	127.4	114.7	124.5	133.2	144.0	188.8	247.1	226.9	188.4	173.9	167.2
82.5°	85.0	82.4	93.7	102.6	113.2	165.2	232.2	198.7	160.9	142.6	127.7
85°	47.0	49.6	63.1	67.0	76.1	116.3	190.3	159.7	121.2	97.6	93.2
87.5°	19.5	22.9	34.0	32.8	40.5	69.4	125.3	96.3	77.1	57.6	44.8
90°	0.0	0.0	0.0	0.0	0.0	0.0	0.0	0.0	0.0	0.0	0.0



Signify Classified - Internal  
Cooper Lighting Solutions Photometric Lab  
1121 Highway 74 South  
Peachtree City, GA 30269

Scaled Data Report



Report Generated By 670245982

Signify Classified - Internal  
Cooper Lighting Solutions Photometric Lab  
1121 Highway 74 South  
Peachtree City, GA 30269

Scaled Data Report



Signify Classified - Internal  
Cooper Lighting Solutions Photometric Lab  
1121 Highway 74 South  
Peachtree City, GA 30269

Scaled Data Report



Signify Classified - Internal  
Cooper Lighting Solutions Photometric Lab  
1121 Highway 74 South  
Peachtree City, GA 30269

Scaled Data Report



Signify Classified - Internal  
Cooper Lighting Solutions Photometric Lab  
1121 Highway 74 South  
Peachtree City, GA 30269

Scaled Data Report



--- HS — SS

Signify Classified - Internal  
Cooper Lighting Solutions Photometric Lab  
1121 Highway 74 South  
Peachtree City, GA 30269

Scaled Data Report



u

Signify Classified - Internal  
Cooper Lighting Solutions Photometric Lab  
1121 Highway 74 South  
Peachtree City, GA 30269

Scaled Data Report



Signify Classified - Internal  
Cooper Lighting Solutions Photometric Lab  
1121 Highway 74 South  
Peachtree City, GA 30269

Scaled Data Report



(END OF REPORT)